



GUIDELINES FOR DIFFERENTIATED WASTE COLLECTION



PLASTIC AND METALS PACKAGING



Throw this type of waste inside the container with the **Blue** lid

*The most important rule when collecting plastic and metals is to only recycle the **packaging materials**. Packaging includes containers, wrappers, bottles and cases that contain, wrap and protect the things we buy.*

PLASTIC

- **Disposable plastic dishes and cups provided that they are properly cleaned and free from organic material**
- Bottles of water, soft drinks, oil, juices, milk, etc...
- Tea briks, bottles of detergents, soaps, various products
- Tubes for creams, sauces, syrups, straws, etc...
- Rigid packages for desserts in plastic or polystyrene, transparent boxes, rigid/flexible packages for foodstuffs in general (*cold cuts, cheeses, fresh pasta, etc...*)
- Food trays (*eggs, ice cream, etc...*)
- Containers for yoghurt, cream cheese, dessert
- Netting for fruit and vegetables
- Containers for various product packaging (*cosmetics, wet wipes, powdered products*)
- Pots for plants (maximum diameter 15/20 cm)
- Envelopes and bags for food in general (*pasta, rice, potato crisps, sweets, snacks, etc...*)

- Sacks, bags, envelopes in general (shopping)
- Small plastic from packaging (*bottles, toilet paper packaging, etc...*)
- Polystyrene (if large, reduce the size)

METALS

- Food boxes and cans (*tuna, meat, vegetables, pet food, etc...*)
- Aluminium foil (tin foil)
- Aluminium cans
- Empty paint cans
- Steel or aluminium caps or covers
- Aluminium food trays (*relatively clean*)
- Aluminium tubes (*mayonnaise, creams, etc...*)
- Nails, screws, iron wires and small, metallic household items

Some of the most common mistakes to avoid:

NO Pads



Dispose of them in the container for the **Dry Residue Waste** or **Dedicated service**

NO Disposable cutlery



Dispose of it in the container for **Dry Residue Waste**

NO Stationery



Dispose of it in the container for **Dry Residue Waste**

NO Electronics



Take them to the **Municipal Collection Centre**

NO Toys



Dispose of toys with no electronic parts in containers for the **Dry Residue Waste**

NO Tetra Pak



Dispose of it in the container for **paper**

NO Cleaning tools



Dispose of it in the container for **Dry Residue Waste**

NO Coffee Capsules



Dispose of it in the container for **Dry Residue Waste**

A few tips:



Remove food residue.

The waste should not be washed but, in the event of very dirty packaging/containers, a simple rinse is suggested, making sure that there is no food residue that may cause a bad odour.



Volume is important.

Crush plastic bottles and screw the cap on to **reduce their volume**

Do you have any medium/large metal items that you don't know how to dispose of?



Example: pans, bins, drums, nets, shelves, etc...

Large objects made of steel, aluminium or iron can be recovered and recycled. Take them to the Municipal Collection Centre.

GLASS



Use the **bell-shaped bins in the street** or the **Green** container assigned to you

The most important rule when collecting glass is to only recycle the packaging materials. Glass packaging includes bottles, flasks, jars and, in general, anything made of glass that contains the things we buy.



What if the item is very large?

Large items should be taken to the Municipal Collection Centre.



Remove food residues! There is no need to clean the glass, but it is good practice to make sure that there is no excessive residue of food or liquid.

Some of the most common mistakes to avoid:

NO Pyrex



Dispose of it in the container for **Dry Residue Waste**

NO Mirrors



Dispose of it in the container for **Dry Residue Waste**

NO Ceramics



Dispose of it in the container for **Dry Residue Waste**

NO Neon lights



Take them to the **Municipal Collection Centre**

NO Bulbs



Dispose of it in the container for **Dry Residue Waste**

NO Crystal



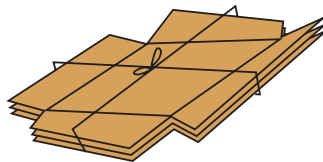
Dispose of it in the container for **Dry Residue Waste**

PAPER AND CARDBOARD



Throw this type of waste inside the container with the **Yellow** lid

- Newspapers and magazines
- Brochures and flyers
- Old exercise books
- Paper bags
- **Tetra Pak**
- Cardboard packaging and boxes
- Pizza boxes
(if not too dirty)
- Paper tablecloths
- Scratchcards



Break the boxes!
Crush and fold cardboard boxes to reduce their volume.



Plastic bags are not paper!

If you collect paper in *plastic bags*, empty the contents into the **Yellow container** and dispose of the bag in the container for plastic waste.

Some of the most common mistakes to avoid:

NO Receipts



Dispose of it in the container for **Dry Residue Waste**

NO Absorbent Paper



Dispose of it in the container for **Organic Waste**

NO Sellotape / Packaging



Dispose of it in the container for **Dry Residue Waste**

NO Dirty Paper



Dispose of it in the container for **Dry Residue Waste**

ORGANIC WASTE



Throw this type of waste inside the container with the **Brown lid**

- Fruit and vegetables waste
- Meat and fish in small pieces
- Dairy products
- Egg shells
- Leaves and soil
- Animal excrement
- Tea/coffee or other herbal tea grounds
- Paper napkins or handkerchiefs
- **Sawdust and wood ash** (with no embers and packaged)
- Absorbent kitchen roll (damp or oily)



Close the bag well!

Dispose of waste after having correctly inserted it in Biodegradable and/or Compostable bags.

Some of the most common mistakes to avoid:

NO pads



Dispose of them in the container for the **Dry Residue Waste** or **Dedicated service**

NO Plastic Bags



Dispose of **Organic Waste** inside Biodegradable bags avoiding **plastic bags**



HOME COMPOSTING

Composter | 300 L

Usable by anyone with at least 150 sqm of land (gardens, orchards, etc...)

The following waste should be disposed of in the Composter:

- Kitchen waste, leftovers, spoiled food (remove from the packages)
- Fruit and vegetable waste (including the woody parts, e.g. dry fruit)
- Coffee grounds and tea and chamomile filters
- Cut flowers, wilted plants, leaf and grass clippings
- Stale or mouldy bread
- Domestic meat and fish waste (including fish bones, egg shells, bones, feathers, etc.)

DRY RESIDUE WASTE



Throw this type of waste inside the container with the **Dark Grey** lid



Dry Residue Waste does not mean that you can mix the waste and avoid sorting it!

In this container you can dispose of only the waste that cannot be differentiated and not that which you do not want to differentiate.

Examples of materials:

- **Nappies, pads and bed-wetting pads**
- **Sanitary towels**
- **Plastic cutlery**
- Plastic coffee capsules
- CDs, DVDs, music cassettes and video cassettes
- Ceramics, porcelain, pyrex, mirrors and crystal
- Dust from vacuum cleaner or house rubbish
- X-rays, photographic films and slides
- Incandescent lamps
- Pens, felt pens and stationery in general
- Toothbrushes and sponges
- Greaseproof paper, plasticised and thermal paper (receipts, faxes, etc...)
- Oven proof paper and wet wipes
- Tights and stockings
- Cigarette butts (*extinguished*)
- Carpets, cloths, fabrics and clothing fallen into disuse
- Irrigation pipes

Some of the most common mistakes to avoid:

NO Organic Waste



Dispose of it in the container for **Organic Waste**

NO Paper and Cardboard



Recyclable paper should be disposed of in the containers for **Paper and Cardboard**

NO Plastic or Metals




Recyclable plastic should be disposed of in the containers for **Plastic and Metals**

NO Wood ash



Dispose of it in the container for **Organic Waste** (inside a bag and extinguished)



Collection Incontinence pads

Free collection service Nappies and Incontinence pads

Users who need to dispose of nappies for **infants** or incontinence pads for the **elderly** may make use of a **service** dedicated exclusively to this type of waste. **The service is provided upon request and there are no additional costs for the user.**

HOW TO USE THE SERVICE: You need to complete the request form (which can be downloaded from www.gesenu.it) in the name of the person on the TARI bill, attaching a copy of this person's identity document and/or any proxy if the requesting party is not the TARI account holder.

RETURNING THE FORM:

- **By hand**
At the Todi Urban Refuse Collection Office (Ufficio Nettezza Urbana) in **Piazza di Marte - Todi**
Opening times: Tuesday and Friday 09.00 - 13.00 and Thursday 15.30 - 17.30
- **By email:** gianfranco.eli@comune.todi.pg.it



Collection Bulky waste

Do you have bulky waste to discard?

Just take your handset! Free call... Free collection.

Dispose of your bulky waste is **easy and free**, thanks to the collection service on request.

How to do it?

You can book the service by contacting the Gest Customer Service Office.

How and when is the collection?

The Customer Service Office indicates the date of collection and the previous evening the user must place the bulky waste outside his house.

What can you dispose?

Bulky waste such as: cupboards, sofas, mattresses, armchairs, chairs, desks... or WEEE (Waste Electrical and Electronic Equipment) such as refrigerators, monitors, televisions, washing machines, water heaters...

Municipal Collection Centre

What is it?

The Municipal Collection Centre, situated in the **Ponte Rio di Todi - Ex Galibia Industrial Zone**, is equipped to collect separated waste from household users. Disposing of waste is **free** and is available to every resident in the **Municipality of Todi**.

How to do it?

To dispose of waste, you must have a magnetic "**Green Card**", which can be requested, **free of charge**, from the Collection Centre and will be used to record the types and weights of the waste disposed of.

How does the Economic Incentive work?

Every citizen who pays their taxes for waste disposal in the Municipality of Todi and who takes his/her waste to the Collection Centre, has the right to obtain an **economic incentive, calculated on the quantity of the waste disposed of. For more information, pick up the regulations from the Collection Centre.**

Opening times

MONDAY	TUESDAY	WEDNESDAY	THURSDAY	FRIDAY	SATURDAY	SUNDAY
-	08.00 - 12.00	08.00 - 12.00	08.00 - 12.00	08.00 - 12.00	08.00 - 12.00	08.00 - 12.00
-	14.00 - 18-00	14.00 - 18-00	14.00 - 18-00	14.00 - 18-00	14.00 - 18-00	-


What can you take to the Collection Centre?



IRON



PLASTIC



WOOD



**PAPER, CARDBOARD
AND TETRA PAK
CONTAINERS**



**BATTERIES,
INCLUDING CAR
BATTERIES**



**VEGETABLE OIL
AND
MINERAL OIL**



**EXPIRED
MEDICINES**



**USED
CLOTHING**



**WEEE (all electric and
electronic materials)**



**LAWN TRIMMINGS
AND
HEDGE PRUNINGS**



**BULKY AND
LARGE PLASTIC
ITEMS**




**PAINT, INK
ACIDS, PESTICIDES
AND SPRAY CANS**



CUSTOMER OFFICE GEST / GESENU

For Information, tips on differentiated waste collection, reports and complaints, arranging **outside item collection** and **nappy collection service**.

 TOLL-FREE NUMBER (ONLY FROM HOME NUMBERS)
800.66.70.36

 NUMBER (ONLY FROM MOBILE)
075.59.17.125

 WHATSAPP (ONLY CHAT)
333.95.53,215

from Monday to Friday: 08.30 - 13.00 and 15.00 - 17.00 | Saturday: 08.30 - 13.00



Application
"Gesenu"

*Is this box plastic?
Where is the nearest container for batteries?
Were they supposed to put out the container yesterday?*



**If you don't know the answers, don't worry!
The GESENU APP is exactly what you need...**

There are a number of **easy and intuitive features**, so that you will no longer have any doubts about anything that involves differentiated waste collection.

-  **NEWS AND ANNOUNCEMENTS**
Tailored to your needs!
-  **MAP**
of services
-  **DICTIONARY**
of waste items
-  **TIMETABLE**
for emptying
-  **REPORTER**
to send reports



GUIDELINES FOR DIFFERENTIATED WASTE COLLECTION

